

NextVision
STABILIZED SYSTEMS LTD

NextVision stabilized systems ltd

May 2025



Disclaimer

This presentation is provided by NextVision Stabilized Systems Ltd. (the "Company") as a general presentation about the Company's activities. The information provided in this presentation ("the Information") and any other information that will be provided as part of the presentation is offered for convenience purposes only and is not exhaustive of all the data about the Company and its activities and must be read together with the Company's supplemental prospectus, the Company's financial statements and its immediate reports. This presentation does not constitute an offer to buy or sell or an invitation to receive offers to purchase securities and is intended for information purposes only.

The information provided in this presentation does not constitute a basis for making an investment decision nor does it constitute a recommendation or opinion and may not substitute any deliberation of potential investors. This presentation does not include the full results and financial information of the Company nor the explanations thereto or the details of the Company's general activity or risk factors. Hence, this presentation does not substitute an independent due diligence and personal consulting taking into account each investor's personal situation, nor does it pretend to encompass or contain all the information that may be relevant for the purpose of making an investment decision.

This presentation may include forward-looking information as defined in the 1968 Securities Law, which consists of forecasts, goals, estimates, evaluations and other information relating to future events or matters whose realization is uncertain and outside the control of the Company. Forward-looking information does not constitute a proven fact and is based on the Company's subjective assessments and macroeconomic facts and data as are known to the Company at the time this presentation is formulated.

The forward-looking information in this presentation is also based on the existing information in possession of the Company, on the Company's current expectations and assessments regarding future developments in the Company and on the interaction of such developments with each other. The realization or non-realization of the forward-looking information is impacted among other things, by risk factors that characterize the Company's activity, as well as by general occurrences and by external factors that affect the company's activity, which cannot be foreseen and which are not under the Company's control. In addition, as of the date of this presentation, it is not possible to assess the full consequences of the outbreak of the War of Iron Swords the economy and the results of the Company's activities.

The Company does not know with absolute certainty that its expectations and estimates, including regarding its plans, will indeed be realized and the results of the Company's activities may differ substantially from the results estimated or implied from the above, among other things, due to changes in any of the said factors. Also, the Company does not know with absolute certainty that its basic assumptions contingent on third parties will be realized. Therefore, readers of this presentation are cautioned that the Company's actual future results and achievements may differ materially from those on data and information available to the Company at the time of the presentation and the Company does not undertake to update or amend any such forecast or estimate in order to reflect events or circumstances that will apply after the date of this presentation.

What We Do

NextVision Stabilized Systems Ltd. (TASE: NXSN) specializes in designing, manufacturing, selling and supporting state-of-the-art micro-observation solutions for small platforms



Nextvision



Founded in 2009 as an R&D Company



2024 sales \$115M



Raised approximately \$1.5 million prior to the IPO



2025 sales \$160M (target)



NXSN - Went public on the Tel Aviv Stock Exchange in June 2021



110 employees



Growth Company - annual growth 70%-120% (2021-2024)

Our Vision

Vision

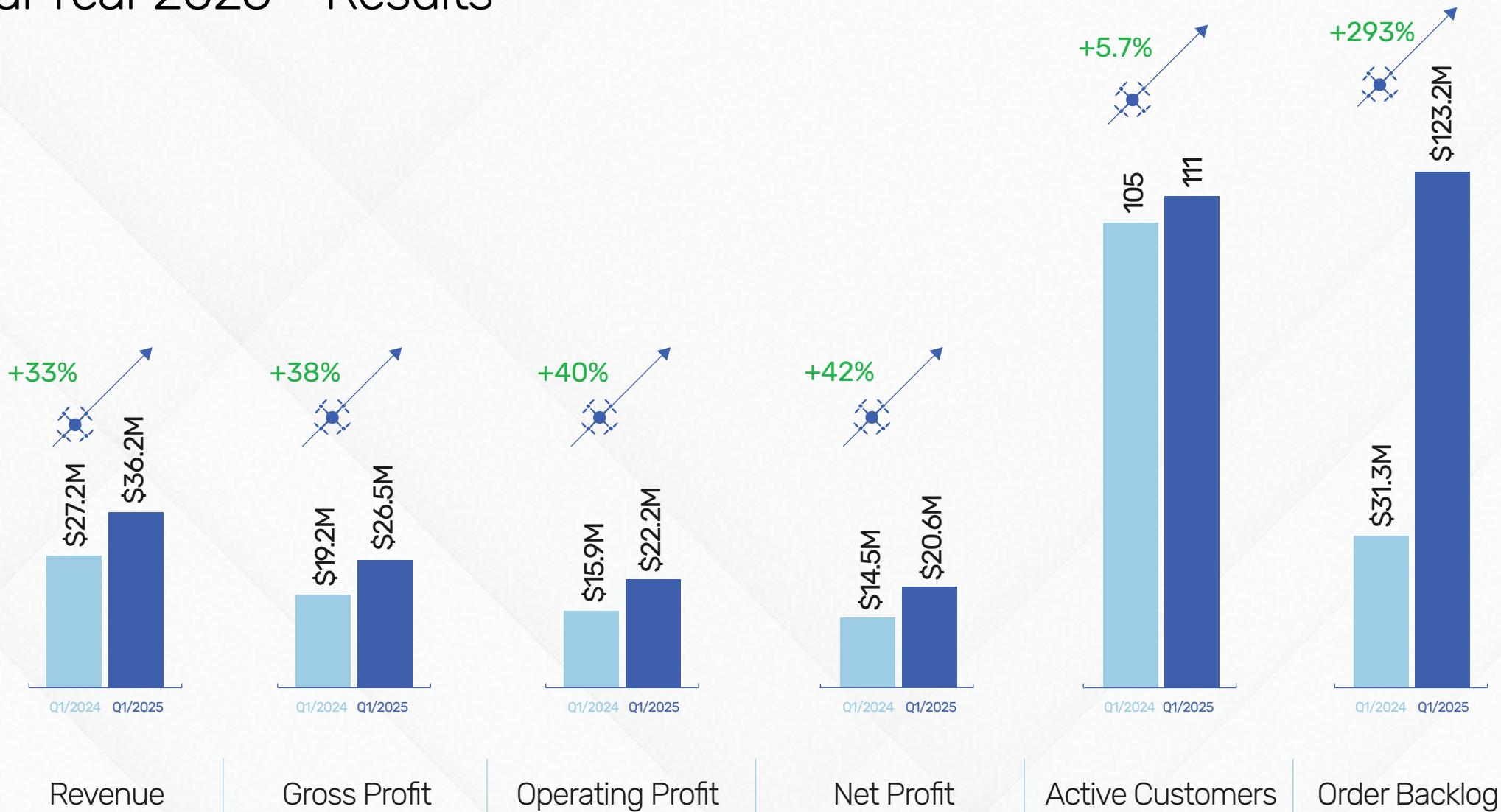
To be the first choice for customers by providing groundbreaking solutions.



Mission

To continuously improve the offered solution to meet our customers' needs while maintaining reliability.

Fiscal Year 2025 – Results



Tailwind from Market Trends


Shift to the Use of Small Tools

Reduced Competition Due to Procurement Blockages from Chinese Manufacturers

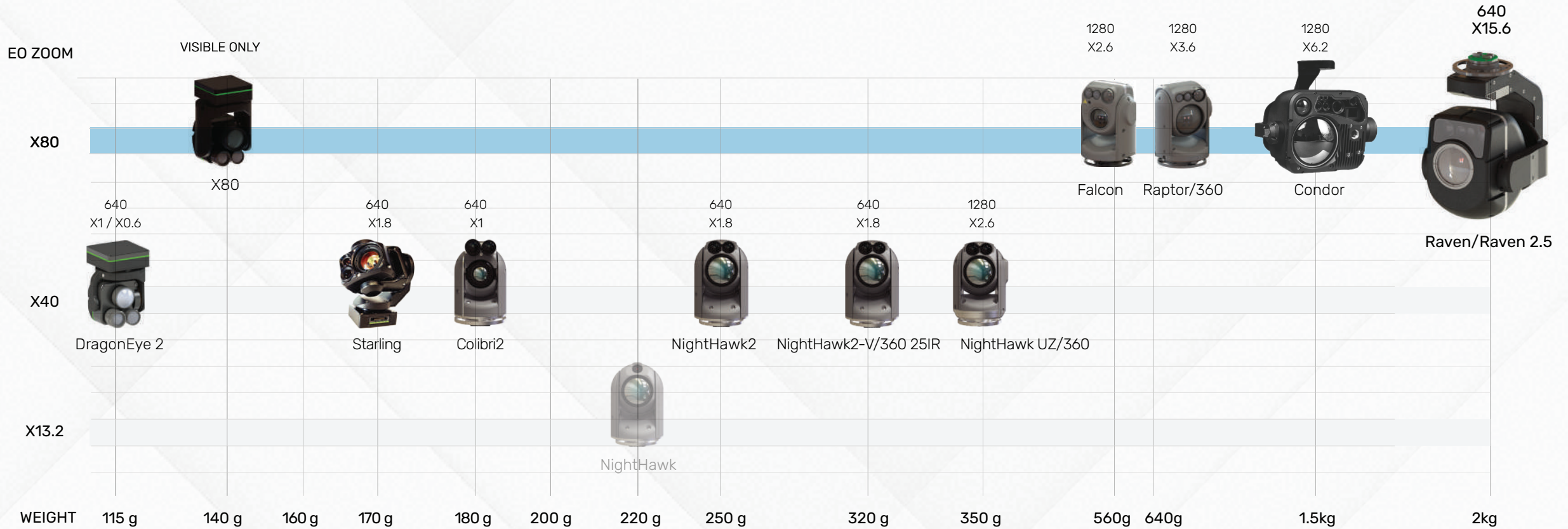
"Winds of War" – Increase in defense budgets and procurement worldwide, particularly in Europe.

Accelerated Development of Civilian Applications

Integration of Advanced AI Capabilities



OUR PRODUCTS | 11 different micro-gimballed cameras



New Products 2025



RAVEN2.5

2kg
Cooled IR with high zoom
Designed for
fixed-wing aircraft
Range Finder




CONDOR

1.5kg
3X axes
Range Finder
Uncooled IR with
high zoom
Continuous and pulsed
Illuminator



NIGHTHAWK2-V 360 25IR

360 Continuous
Narrow Thermal Lens



TRIP6SSD

A platform for integrating
user developments with
NV capabilities

ACCESSORIES



TRIP2/TRIP2-STREAMING
RIP5/TRIP6/TRIP6SSD



Mounting



Retracting

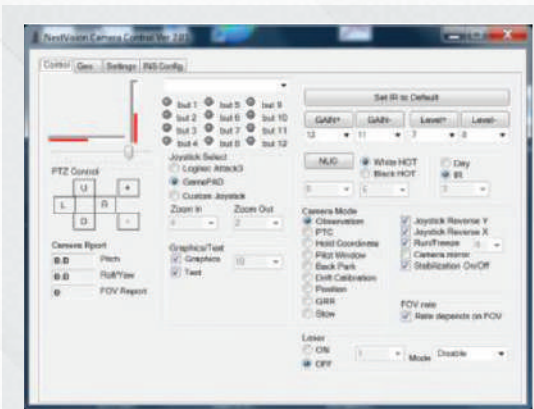


3rd Axis

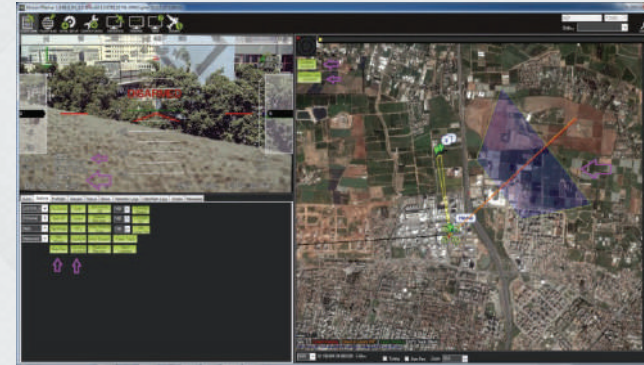


Quick Release

APPLICATIONS

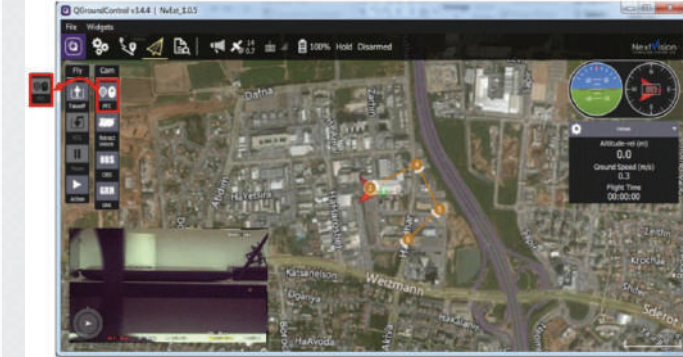


Control (CCA)



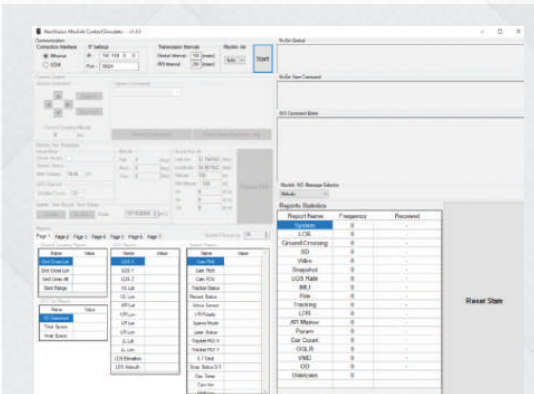
Control

CCA2 = Mission Planner+camera control

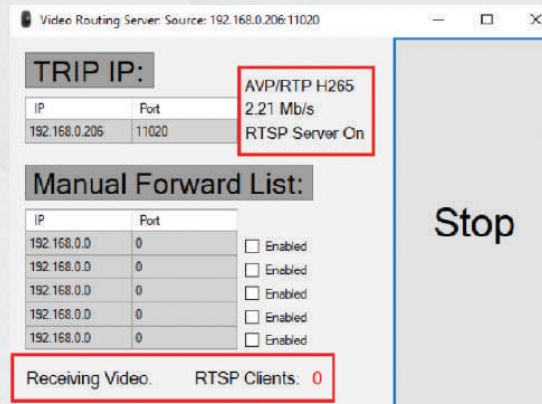


Control

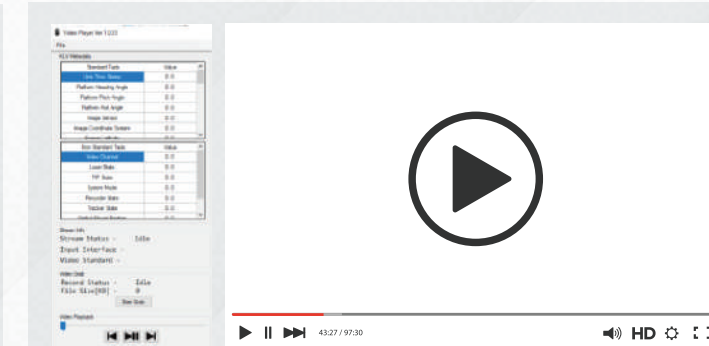
CCA3 = QGC + +camera control



Simulator



Video Distribution Server



Video Player

CUTTING EDGE RESEARCH AND DEVELOPMENT

Lead global companies rely on our solutions

- Stabilization (patent #8896697)
- Visible Camera Core
- Thermal Uncooled Camera Core (LWIR 8-12u)
- Thermal Uncooled Camera Core (LWIR 3-5u)
- Visible and Uncooled LWIR Optics
- Illuminator or Pointer
- Micro Gimbals
- Geo Location / Inertial Navigation
- Object Tracking & Area Tracking
- Object Detection & Classification
- PixHawk Integration



INTEGRATED WITH LEADING SYSTEMS PROVIDERS



Type
Hero-30 3kg Munition Loitering

Camera
NightHawk1



Type
Multirotor

Camera
NightHawk2 +TRIP2



Type
Multirotor

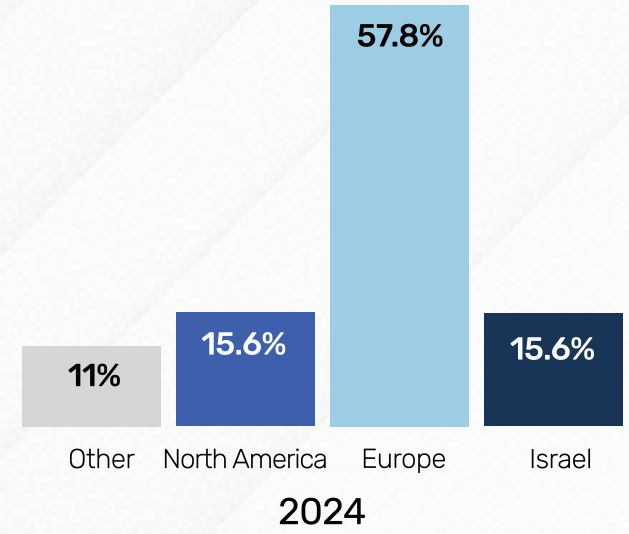
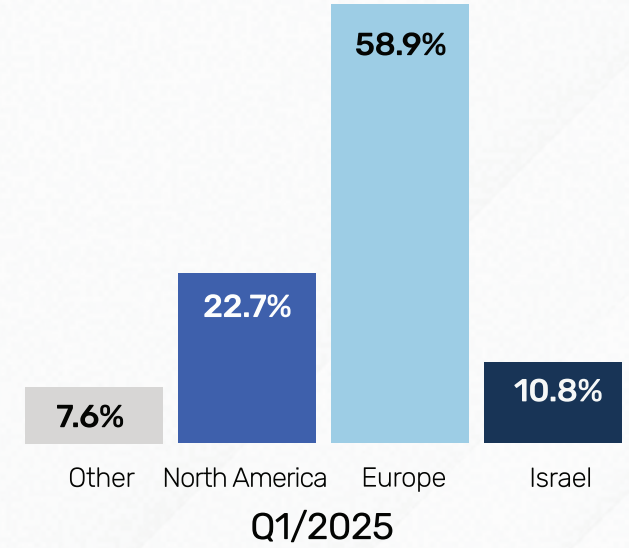
Camera
Various Models



Type
Munition Loitering / Multirotor

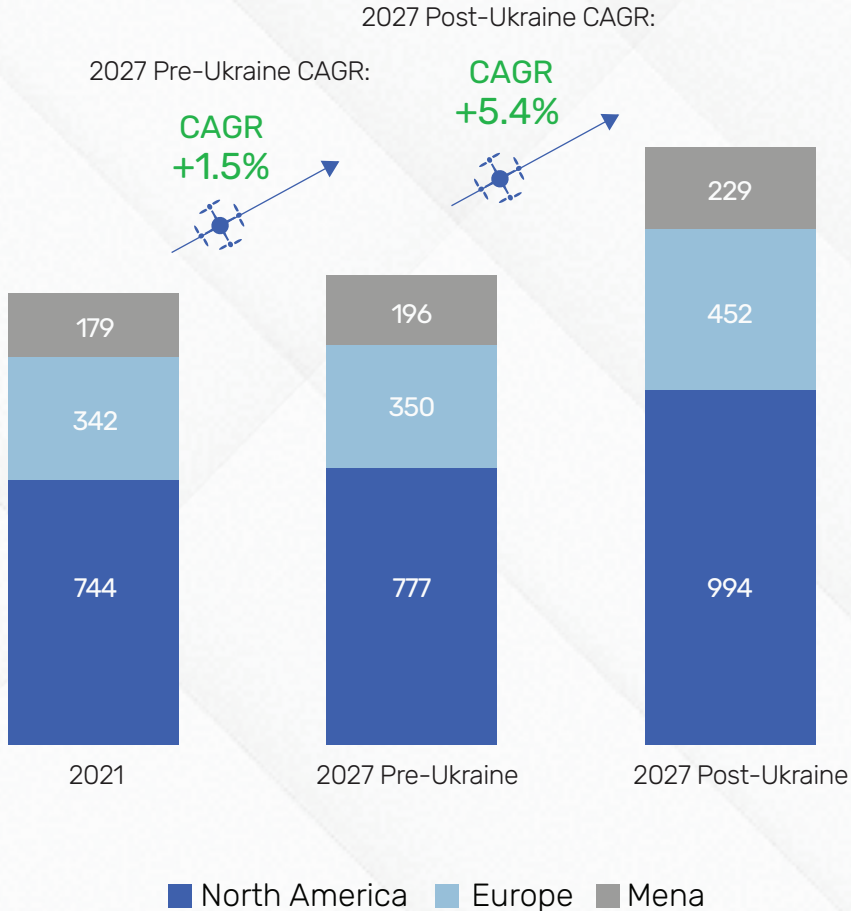
Camera
Various Models

GLOBAL PRESENCE



RECORD DEFENSE SPENDING

Global Defense Budget By Region
2021 – 2027 (\$B, Current)



Source: RSAdivsores Defense Budget Forecasts, National Defense Spending Announcements, William Blair, TechNavio.

“Annual funding for the five new U.S. DoD drone programs of record will triple to more than \$3 billion over the next five years.”

William Blair, July 2024

“The DoD’s urgent need to replicate China’s and Russia’s mass production of attritable uncrewed systems has rapidly spawned numerous programs, including the \$1 billion Replicator, which aims to produce thousands of low-cost drones by August 2025 in domains including unmanned aerial systems, unmanned surface vessels, and unmanned underwater vehicles.”

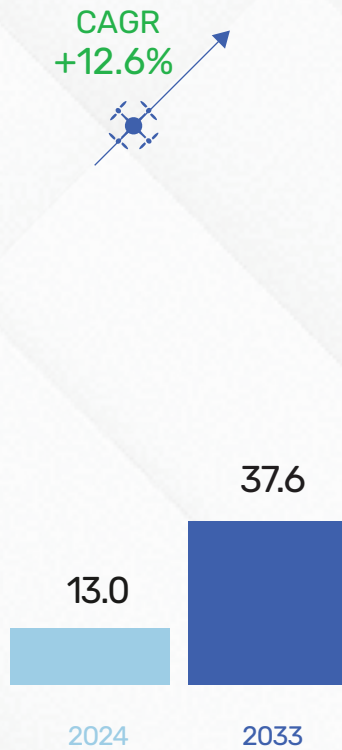
William Blair, July 2024

“The military departments of various countries in Europe are investing time and resources in system integration and command-and-control systems that involve unmanned systems. [...] Europe was the 3rd-largest region in the market in 2022 and will continue to be the 3rd-largest segment in 2027. It will grow at a compounded annual growth rate of 12.01% between 2022 and 2027, which is faster than that of the overall market.”

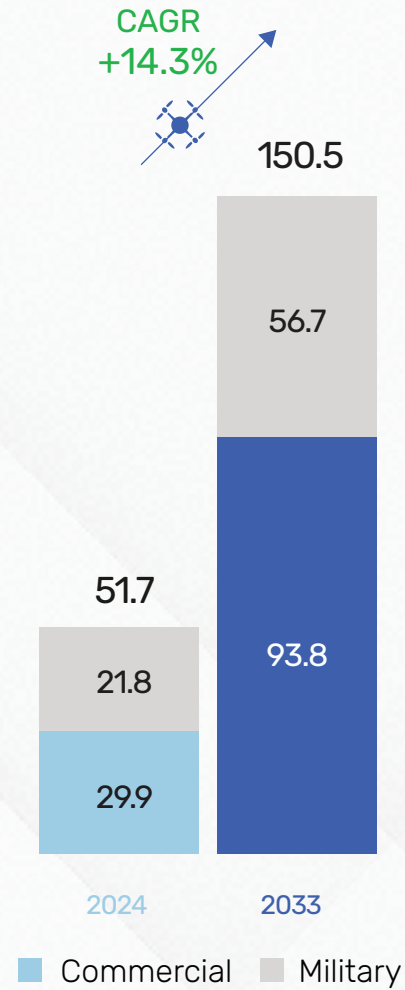
TechNavio, March 2023

MARKET SIZE

Small Drone Market (\$B)



Global Drone Market (\$B)



Drone Camera Market Size (\$B)



COMPETITIVE LANDSCAPE

Uncooled cameras



Manufacturer	Trillium	Edge	Workswell	Avt	Hoodtech	Controp
Source						
Product	HD25-LV	OCTOPUS E95 (Vs NH)	WIRIS ENTERPRISE	CM102	06EOLWIR	Multi-Stamp
Competitors Weight	Similar	100% heavier	50% heavier	50% heavier	100% heavier	100% heavier
NextVision Thermic Range	100% distance	100% distance	50% distance	Similar range	50% distance	50% distance
NextVision Visible Range	50% distance	Similar range	Similar range	Similar range	Similar range	50% distance

*The competing cameras' data was taken from the companies' websites

COMPETITIVE LANDSCAPE

Cooled cameras



Manufacturer	Trillium	Controp	Octopus	Hoodtech	Hoodtech	Merio
Source						
Product	HD55-MV	T-STAMP-XR	E180	06EOIR2	09 Series	TEMIS M25
Competitors Weight	Similar	75% heavier	65% heavier	25% heavier	65% heavier	100% heavier
NextVision Thermic Range	10% distance	50% distance	Similar range	Similar range	Similar range	50% distance
NextVision Visible Range	200% distance	50% distance	Similar range	Similar range	Similar range	Similar range

*The competing cameras' data was taken from the companies' websites

DISTINCT COMPETITIVE ADVANTAGES

One-stop shop – A complete and comprehensive solution for all the customer's needs

A wide array of products weighing 115 grams to 2 Kg

Lower power consumption

The best size and weight to performance ratio in the world

Low cost compared to systems with similar performance

Stabilized observations around the clock using both binary and thermal video

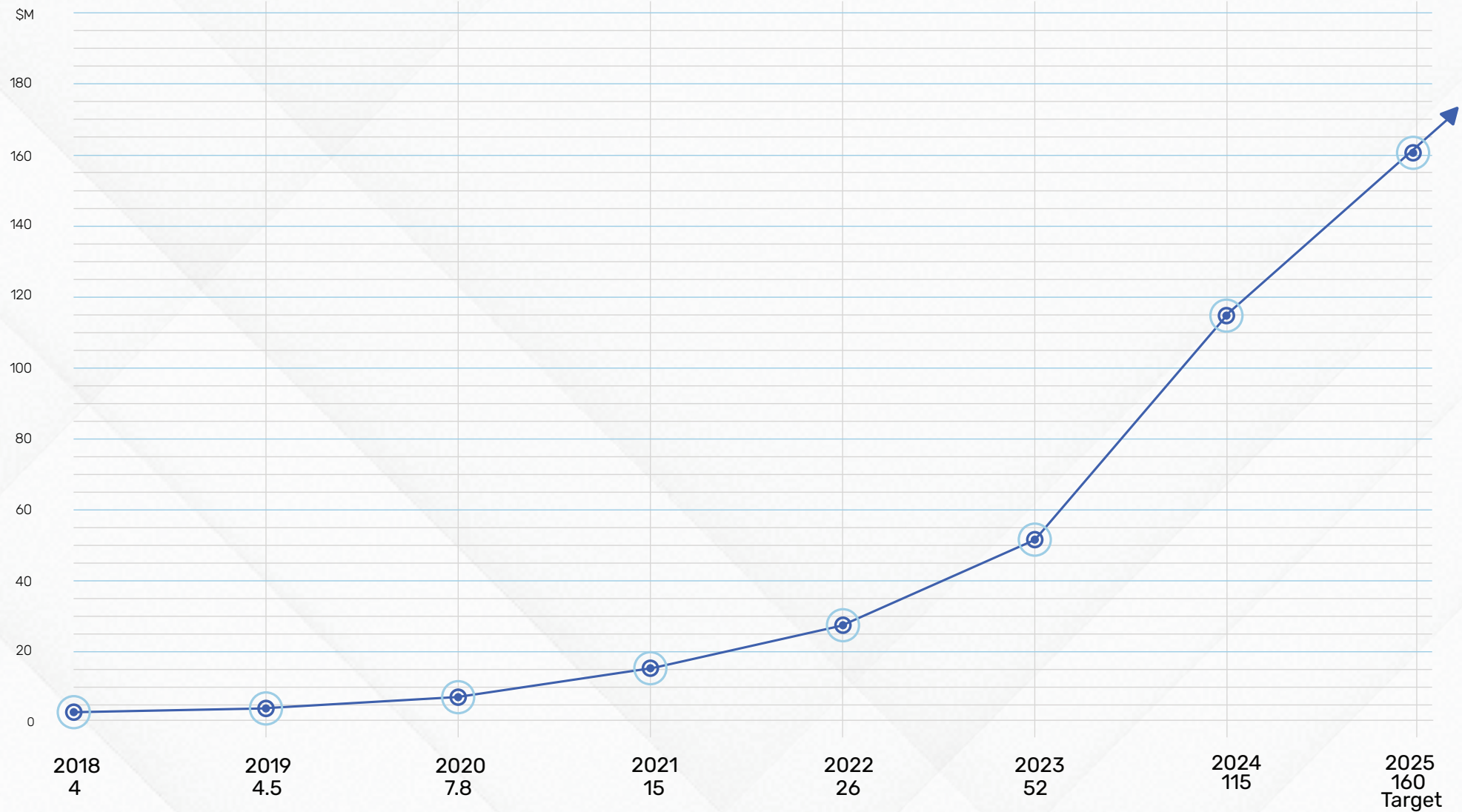


Fast and easy integration

Excellent reliability and low maintenance costs

Management and employees with over 10 years of experience working together in the field of stabilized cameras (day and night)

CONSISTENTLY STRONG REVENUE GROWTH



THE U.S. MARKET

Will serve as major growth engine for next few years

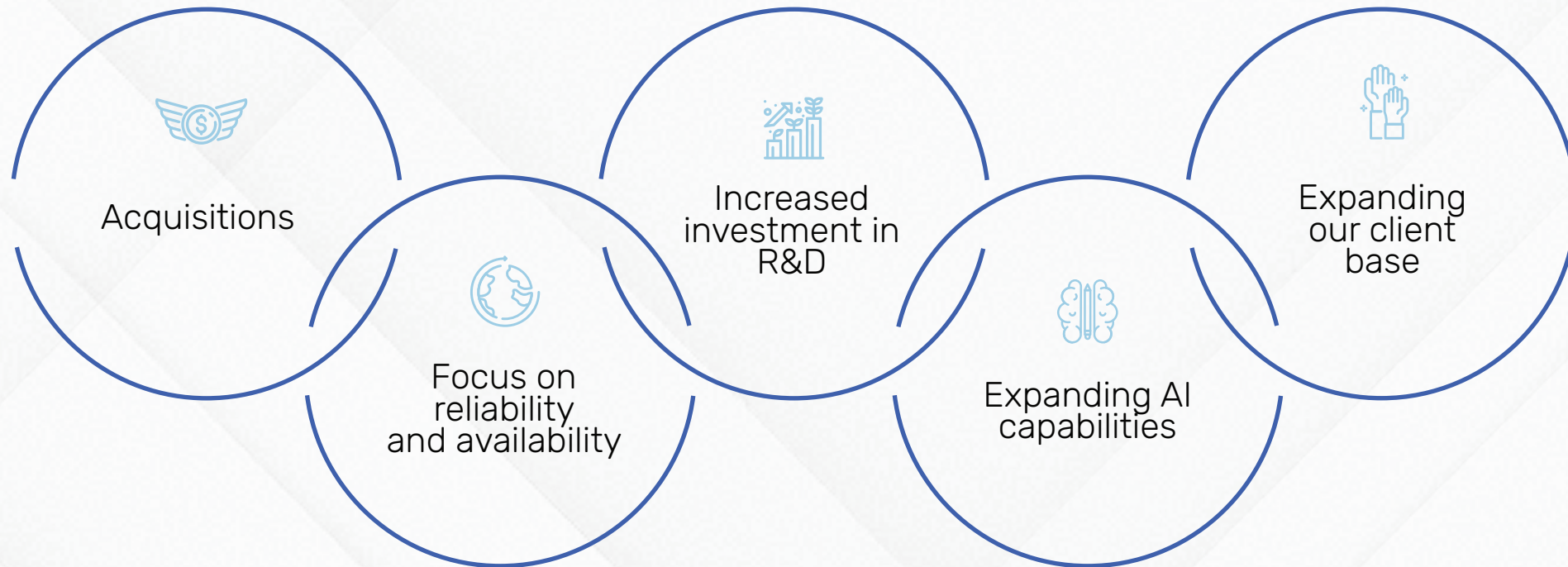
We have strong indications of demand and robust connections for potential strategic engagements



Establishment of a logistical deployment and local manufacturing capability

The US is the largest market in the world

GROWTH STRATEGY



2025 FINANCIAL | STATEMENT BALANCE SHEET

	31/12/2024	31/03/2024	31/03/2025
Current assets	154,265	92,763	143,881
Non-current assets	4,891	3,745	8,617
Total assets	159,156	96,508	152,498
Current liabilities	20,866	14,455	20,262
Non-current liabilities	598	627	3,942
Total capital	137,692	81,426	128,294

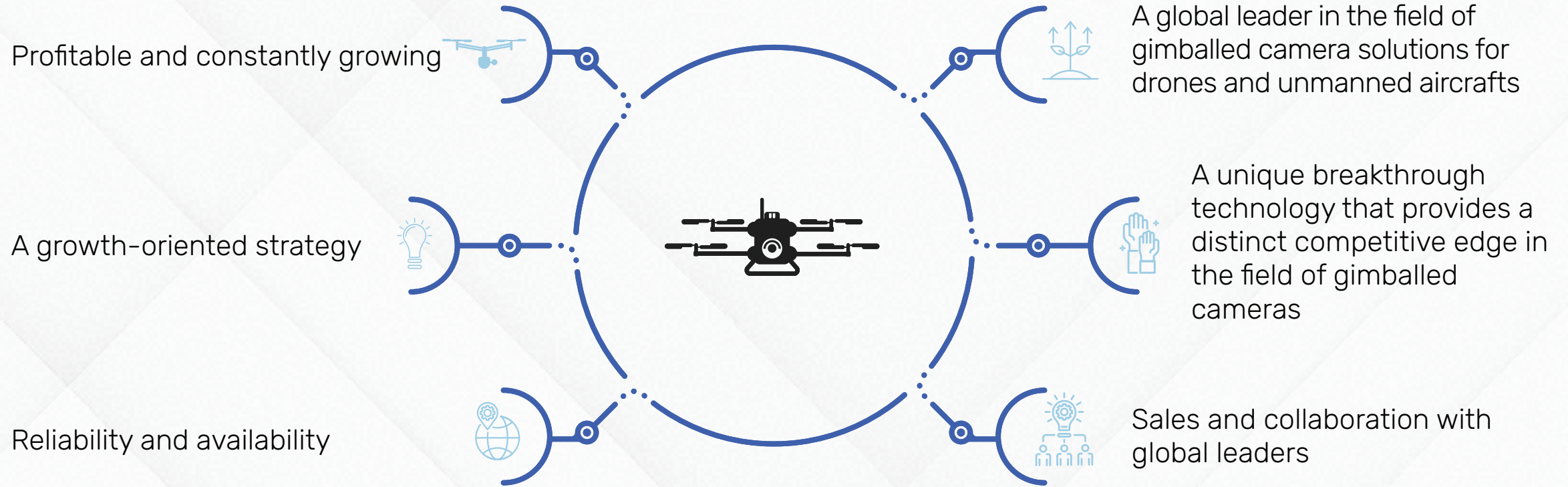
Complies with IFRS
2024–2025 unaudited

2025 FINANCIAL | STATEMENTS – P&L

	31/12/2024	31/03/2024	31/03/2025
Revenues	114,934	27,223	36,163
Cost of sales	-32,044	-8,016	-9,675
Gross profit	82,890	19,207	26,488
R&D expenses	-2,517	-719	-952
Sales, management and general expenses	-7,369	-2,556	-3,334
Operational profitability	73,004	15,932	22,202
Profit before tax	76,904	16,751	24,100
Net profit	66,396	14,546	20,573

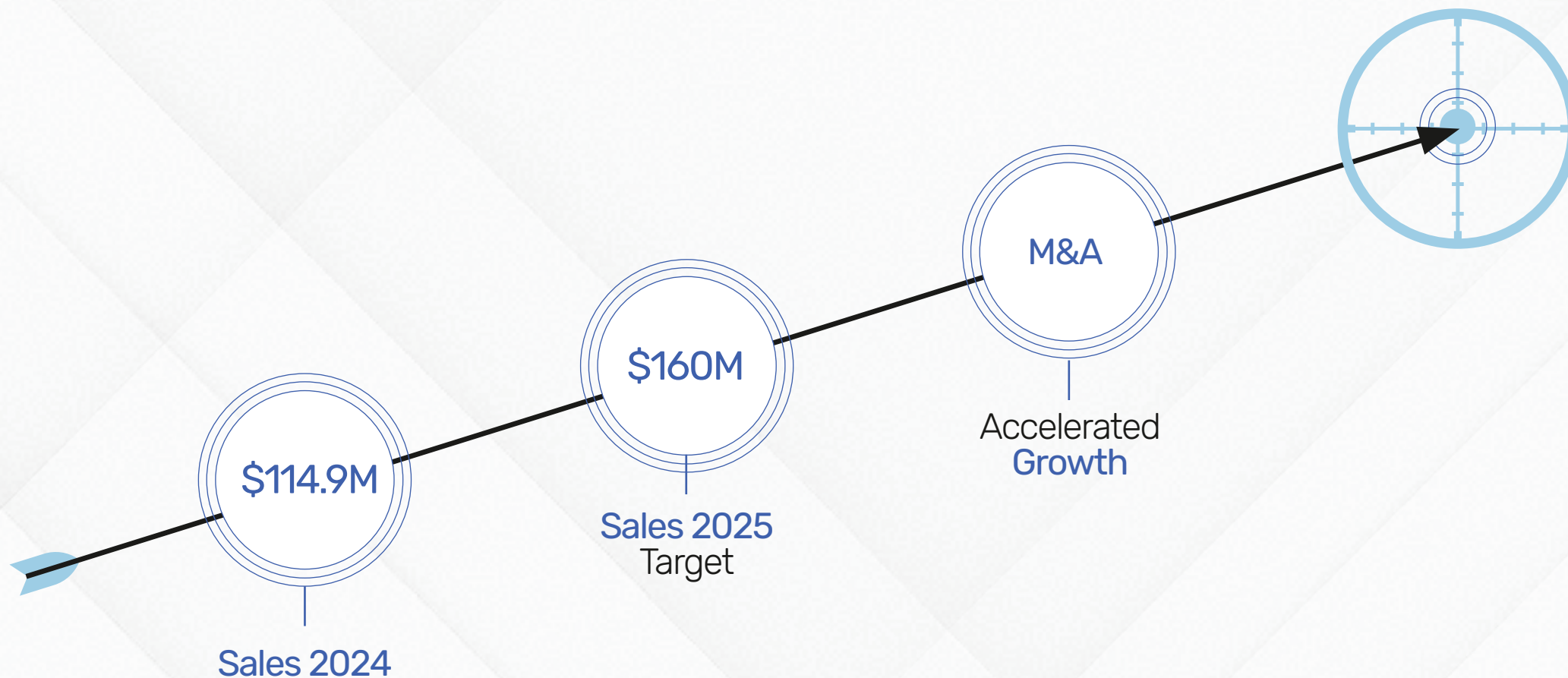
Complies with IFRS
2024–2025 unaudited

SUMMARY



MEDIUM TERM VISION

See section 27 of the periodic report for 2024



NextVision
STABILIZED SYSTEMS LTD

Thank you

